




**Week beginning - Monday 13<sup>th</sup> July 2020**

**Timetable 2019-2020**

	<b>Monday</b>	<b>Tuesday</b>	<b>Wednesday</b>	<b>Thursday</b>	<b>Friday</b>
<b>9.30</b>	<b>Reading for 30 mins</b>	<b>Reading for 30 mins</b>	<b>Reading for 30 mins</b>	<b>Reading for 30 mins</b>	<b>Reading for 30 mins</b>
<b>10-10.15</b>	Spelling – DJ Cows Spelling patterns <a href="http://www.ictgames.com/hybrid.html">http://www.ictgames.com/hybrid.html</a>	Spelling – DJ Cows Spelling patterns <a href="http://www.ictgames.com/hybrid.html">http://www.ictgames.com/hybrid.html</a>	Spelling – DJ Cows Spelling patterns <a href="http://www.ictgames.com/hybrid.html">http://www.ictgames.com/hybrid.html</a>	Spelling – DJ Cows Spelling patterns <a href="http://www.ictgames.com/hybrid.html">http://www.ictgames.com/hybrid.html</a>	Spelling – DJ Cows Spelling patterns <a href="http://www.ictgames.com/hybrid.html">http://www.ictgames.com/hybrid.html</a>
<b>10.15-11.00</b>	<a href="https://www.bbc.co.uk/bitesize/topics/zd63xyc/articles/zdp4pg8">https://www.bbc.co.uk/bitesize/topics/zd63xyc/articles/zdp4pg8</a> Play Karate Cats English	<a href="https://www.bbc.co.uk/bitesize/topics/zd63xyc/articles/zdp4pg8">https://www.bbc.co.uk/bitesize/topics/zd63xyc/articles/zdp4pg8</a> Play Karate Cats English	<a href="https://www.bbc.co.uk/bitesize/topics/zd63xyc/articles/zdp4pg8">https://www.bbc.co.uk/bitesize/topics/zd63xyc/articles/zdp4pg8</a> Play Karate Cats English	<a href="https://www.bbc.co.uk/bitesize/topics/zd63xyc/articles/zdp4pg8">https://www.bbc.co.uk/bitesize/topics/zd63xyc/articles/zdp4pg8</a> Play Karate Cats English	<a href="https://www.bbc.co.uk/bitesize/topics/zd63xyc/articles/zdp4pg8">https://www.bbc.co.uk/bitesize/topics/zd63xyc/articles/zdp4pg8</a> Play Karate Cats English
<b>11.00-11.45</b>	<b>Maths-</b> White Rose Maths: Summer Term week 9 (w/c 22 <sup>nd</sup> June) – Lesson 1 – Measure length (cm)	<b>Maths-</b> White Rose Maths: Summer Term week 9 (w/c 22 <sup>nd</sup> June) – Lesson 2 – Compare lengths	<b>Maths-</b> White Rose Maths: Summer Term week 9 (w/c 22 <sup>nd</sup> June) – Lesson 3 – four operations with length	<b>Maths-</b> White Rose Maths: Summer Term week 9 (w/c 22 <sup>nd</sup> June) – Lesson 4 – compare mass	<b>Maths-</b> White Rose Maths: Summer Term week 9 (w/c 22 <sup>nd</sup> June) – ) - Friday maths challenge
<b>11.45-12.15</b>	<b>Physical Activity/mindfulness</b> (See chart)	<b>Physical Activity/mindfulness</b> (See chart)	<b>Physical Activity/mindfulness</b> (See chart)	<b>Physical Activity/mindfulness</b> (See chart)	<b>Physical Activity/mindfulness</b> (See chart)
<b>12.15-1.00</b>	<b>Lunch</b>	<b>Lunch</b>	<b>Lunch</b>	<b>Lunch</b>	<b>Lunch</b>
<b>1.00-2.00</b>	<b>Science –</b> <a href="https://www.bbc.co.uk/bitesize/articles/zhymt39">https://www.bbc.co.uk/bitesize/articles/zhymt39</a> Habitats – Explore the different habitats around the world by watching the clips. Draw your favourite habitat . 	<b>Home Learning Journal –</b> Make a 3D monster 	<b>Science –</b> <a href="https://www.bbc.co.uk/bitesize/articles/z4yw2fr">https://www.bbc.co.uk/bitesize/articles/z4yw2fr</a> Squashing, bending, stretching and twisting – Watch the video clip and then see if you can spot and find any objects around your house/garden that can be or have been squashed, twisted, bent and stretched.	<b>Computing –</b> Search ‘2Email’ on Purple Mash and click on the app. Scroll down to ‘2Respond activities’ subheading and click on ‘Class Room’. Can you help Zara to create a new classroom area?	<b>Home Learning Journal –</b> Looking forward to Year 3 – Write a postcard to your new teacher in Year 3 
<b>2.00-3.00</b>	<b>Spanish –</b> Continue practicing your numbers. <a href="https://www.bbc.co.uk/bitesize/articles/z42296f">https://www.bbc.co.uk/bitesize/articles/z42296f</a>  Watch the video clip from a footballer from Manchester City showing you how to count in Spanish. Then scroll		<b>Music –</b> <a href="https://www.bbc.co.uk/bitesize/articles/z69vtrd">https://www.bbc.co.uk/bitesize/articles/z69vtrd</a> Play the ‘Bring the noise play it’ game and then listen to the song ‘I am a robot’ in the game and sing the lyrics twice. Then copy the beat using body percussion e.g. stamp your feet, clap your	<b>ART –</b> Pablo Picasso – <a href="https://www.youtube.com/watch?v=31umbxvZWFY">https://www.youtube.com/watch?v=31umbxvZWFY</a> Watch the video to learn how to create cubism pattern art in step by step tutorial.	

down to watch a song from the Lingo show on CBeebies and practise counting to 3 by singing along.

hands & pat your thighs.



**3.00-3.:30**

**Reflection/Chatter time**

**Reflection/Purple Mash**

**Reflection**

**Reflection/Purple Mash**

**Reflection/Chatter time**