













# Marvellous Me

	<b>Monday</b> 08/06/20	<b>Tuesday</b> 09/06/20	<b>Wednesday</b> 10/06/20	<b>Thursday</b> 11/06/20	<b>Friday</b> 12/06/20
<b>9.30</b>	<b>Reading</b>	<b>Reading</b>	<b>Reading</b>	<b>Reading</b>	<b>Reading</b>
<b>10-10.15</b>	<p><b>Spelling:</b></p> <p>Log onto <a href="http://www.spellingframe.co.uk">www.spellingframe.co.uk</a> Select Year 3 and 4</p> <p>Use the word list from Spelling Rule 6.</p>  <p><b>Silly Sentences</b></p> <p>Write 3 or more sentences that use all your spelling words.</p>	<p><b>Spelling:</b></p> <p>Log onto <a href="http://www.spellingframe.co.uk">www.spellingframe.co.uk</a> Select Year 3 and 4</p> <p>Complete the games on Spelling Rule 7 - Suffix -ation</p> <p>Write each word 5 times, switching the hand you write it with each time. Say the word as you spell it.</p> 	<p><b>Spelling:</b></p> <p>Log onto <a href="http://www.spellingframe.co.uk">www.spellingframe.co.uk</a> Select Year 3 and 4</p> <p>Continue practicing Spelling Rule 7 - Suffix -ation by playing the online games.</p> <p><b>Word Search</b></p> <p>Create your own word search with your spellings. Show the answers to your puzzle in a different colour.</p>	<p><b>Spelling:</b></p> <p>Log onto <a href="http://www.spellingframe.co.uk">www.spellingframe.co.uk</a> Select Year 3 and 4</p> <p>Use the word list from Spelling Rule 7.</p> <p><b>Write a Story, Poem or Song with Words</b></p> <p>Write a story using all your spelling words. Underline the words you used.</p>	<p><b>Spelling:</b></p> <p>Log onto <a href="http://www.spellingframe.co.uk">www.spellingframe.co.uk</a> <b>Select Year 3 and 4</b></p> <p>Complete the games on Spelling Rule 8 - Suffix -ly</p> <p><b>Pyramid Words</b></p> <p style="text-align: center;">s sp spe spel spell spelli spelling</p> <p>(or make them boat shaped, star, smiley face, etc.)</p>
<b>10.15-11.00</b>	<p><b>CGP Grammar, Punctuation &amp; Spelling book:</b></p> <p>Complete pages 46 and 47 on Commas After Introductions.</p>  <p>Create 5 sentences of your choice, each starting with an adverbial phrase.</p> <p><b>Remember to place your commas after each adverbial phrase!</b></p>	<p><b>CGP Grammar, Punctuation &amp; Spelling book:</b></p> <p>Complete pages 48 and 49 on Comma Practice.</p> <p>Write a set of instructions on how to use commas for different purposes e.g. commas for writing lists, commas to separate clauses, etc.</p> <p><b>HOW TO USE A COMMA</b></p> 	<p><b>CGP Grammar, Punctuation &amp; Spelling book:</b></p> <p>Complete pages 50 and 51 on Apostrophes for Missing Letters.</p>  <p>Create a contractions poster!</p>	<p><b>CGP Grammar, Punctuation &amp; Spelling book:</b></p> <p>Complete pages 52 and 53 on Apostrophes for Single Possession.</p> <p>Explain why the use of apostrophes are important.</p> <p><b>apostrophe</b></p>	<p><b>Extended Writing</b></p> <p><b>Debate and Argument</b></p>   <p>Which is better, winter or summer? Write about the reasons why you think winter or summer is better.</p> <p>Think of at least 5 reasons!</p>
<b>11.00-11.45</b>	<p><b>White Rose Maths:</b></p> <p><a href="https://whiterosemaths.com/homelearning/year-4/">https://whiterosemaths.com/homelearning/year-4/</a> - Summer term Week 4, Lesson 1 'Multiplying and dividing problem solving'</p>	<p><b>White Rose Maths:</b></p> <p><a href="https://whiterosemaths.com/homelearning/year-4/">https://whiterosemaths.com/homelearning/year-4/</a> - Summer term Week 4, Lesson 2 'Perimeter of rectangles'</p>	<p><b>White Rose Maths:</b></p> <p><a href="https://whiterosemaths.com/homelearning/year-4/">https://whiterosemaths.com/homelearning/year-4/</a> - Summer term Week 4, Lesson 3 'Perimeter of rectilinear shapes'</p>	<p><b>White Rose Maths:</b></p> <p><a href="https://whiterosemaths.com/homelearning/year-4/">https://whiterosemaths.com/homelearning/year-4/</a> - Summer term Week 4, Lesson 4 'Area counting squares'</p>	<p><b>White Rose Maths:</b></p> <p>Friday Maths Challenge!</p> 

11.45-12.15	Physical Activity (see chart)	Physical Activity (see chart)	Physical Activity (see chart)	Physical Activity (see chart)	Physical Activity (see chart)
<b>12.15-1.00</b>	Lunch	Lunch	Lunch	Lunch	Lunch
<b>1.00-2.00</b>	<p><b>RE:</b></p> <p>Choose one of the religions on the worksheet 'Photographs of different religions marking death'. Use the photos of the religion you have chosen to fill in Resource 10 worksheet.</p>	<p><b>PSHE:</b></p> <p>You're the Boss! Lesson Presentation.</p> <p>Activity: Using the scenario cards, you are going to create a short sketch (a piece of drama). Act out the scenario and think about what different characters would do and say. How will you act and react? You will then need to take it further and decide how the character experiencing the uncomfortable emotion is going to cope with it.</p> <p>Bonus: Feelings diary. For one whole week, you are going to record a feeling you have felt each day. Try to show in the diary, the situation you were in that made you feel this way and how it affected your actions.</p>	<p><b>Art:</b></p> <p>Dream Summer sunglasses. Follow the instructions on your worksheet and use the template for your sunglasses!</p> 	<p><b>Home Learning Journal (Block 3)</b></p>	<p><b>Computing:</b></p>  <p>Use the skills you learnt in the previous lesson to create an animation about any short story you have read:</p> <p><a href="https://www.purplemash.com/app/tools/2ani">https://www.purplemash.com/app/tools/2ani</a></p>
<b>2.00-3.00</b>	<p><b>Home Learning Journal (Block 3)</b></p>	<p><b>Science:</b></p> <p>Create your own mini ecosystem in a bottle!</p> <p>Follow the instructions on your worksheet and complete the recording sheet.</p> 	<p><b>Home Learning Journal (Block 3)</b></p>	<p><b>BCC:</b></p> <p>Watch this video: <a href="https://www.bbc.co.uk/teach/class-clips-video/geography-ks1--ks2-cities-towns-villages/zjn492p">https://www.bbc.co.uk/teach/class-clips-video/geography-ks1--ks2-cities-towns-villages/zjn492p</a> then cut and sort the 'City and Village worksheet' pictures into two groups. Then, describe the differences between a city and a village.</p> <p>Extension: Why might people choose to live in a village rather than a city?</p>	<p><b>Spanish:</b></p> <p>Watch this video: <a href="https://www.youtube.com/watch?v=g7mXGT-KkC8">https://www.youtube.com/watch?v=g7mXGT-KkC8</a> then complete the 'El Tiempo' worksheet.</p> 
<b>3.00-3.30</b>	Reflection/Chatter time	Reflection/Purple Mash	Reflection	Reflection/Purple Mash	Reflection/Chatter time