








**Marvellous Me**  
**Week beginning: 22<sup>nd</sup> June 2020**  
**Timetable 2019-2020**

	<b>Monday 22<sup>nd</sup></b> <b>(21<sup>st</sup> Summer Solstice)</b>	<b>Tuesday 23<sup>rd</sup></b> <b>Battle of Bannockburn</b>	<b>Wednesday 24<sup>th</sup></b> <b>Battle of Bannockburn</b>	<b>Thursday 25<sup>th</sup></b>	<b>Friday 26<sup>th</sup></b>
<b>9.30</b>	 <p><b>Reading –</b> Summarising with Sheba <i>What is the main point of this paragraph?</i></p>	<p><b>Reading –</b> Read and fill in the gaps about Skara Brae.</p> 	 <p><b>Reading –</b> Summarising with Sheba <i>Sum up what has happened so far in 10 words.</i></p>	 <p><b>Reading –</b> Be an Author with Arlo <i>What does the last paragraph tell you about the story so far?</i></p>	 <p><b>Reading –</b> Be an Author with Arlo <i>Find two ways the author tells you about a twist or important matter in the story.</i></p>
<b>10 -10.15</b>	<b>Spelling and handwriting:</b> Pages 96 – Mixed spelling practise and Monday 1 and 2 handwriting sheets.	<b>Spelling and handwriting:</b> Pages 97 – Mixed spelling practise and Tuesday 1 and 2 handwriting sheets.	<b>Spelling and handwriting:</b> Pages 98 – Mixed spelling practise and Wednesday 1 and 2 handwriting sheets.	<b>Spelling and handwriting:</b> Thursday 1 and 2 handwriting sheets then choose 10 words from over the week's spelling and place into sentences.	<b>Spelling:</b> <a href="http://www.wordgametime.com/games/letter-blocks">http://www.wordgametime.com/games/letter-blocks</a>
<b>10.15-11.00</b>	<p>Read through the PowerPoint then underline the features on your worksheet.</p>  <p>Also, watch this: <a href="https://www.youtube.com/watch?v=hD9arWXIddM&amp;list=PLTCzXKdxBpDD2Pap27TZUudIHGE5rgwSi">https://www.youtube.com/watch?v=hD9arWXIddM&amp;list=PLTCzXKdxBpDD2Pap27TZUudIHGE5rgwSi</a></p>	<p>Read through the example letters and think about what makes them persuasive. What features can you see and what type of language is being used?</p> <p>After follow this lesson: <a href="https://www.youtube.com/watch?v=D TBS9Igf7iE">https://www.youtube.com/watch?v=D TBS9Igf7iE</a></p> <p>Then complete the worksheet.</p>	<p>Check out Kid President's prep talk: <a href="https://www.youtube.com/watch?v=l-gQLqv9f4o&amp;t=88s">https://www.youtube.com/watch?v=l-gQLqv9f4o&amp;t=88s</a> (You can also check out some other speeches on YouTube too such as Malala Yousafzai's or Greta Thunberg's!)</p> <p>Today, you're going to think about a prep speech to give your parents/sibling/carers. Make some notes on what you want to say then when you're ready, give your speech. Ready to be confident! You got this!</p>	<p>Today you're going to plan your own speech/letter. Choose a subject you're passionate about and plan out what you want to talk about.</p> <p>Watch episodes 2 – 6, here's 2: <a href="https://www.youtube.com/watch?v=yiexHnX0xZY&amp;list=PLTCzXKdxBpDD2Pap27TZUudIHGE5rgwSi&amp;index=2">https://www.youtube.com/watch?v=yiexHnX0xZY&amp;list=PLTCzXKdxBpDD2Pap27TZUudIHGE5rgwSi&amp;index=2</a></p> <p>Use the PowerPoint to support you.</p>	<p><b>Extended Writing – Write a persuasive speech or letter.</b></p> <p><b>Use the word mat and all this week's learning to support you.</b></p>
<b>11.00-11.45</b>	<p>Begin with: <a href="https://www.bbc.co.uk/bitesize/topics/zkfydm/articles/zcrmaty">https://www.bbc.co.uk/bitesize/topics/zkfydm/articles/zcrmaty</a> Telling the time 5 mins</p> <p>PowerPoint and worksheet</p>	<p>Minutes past the hour</p> <p>PowerPoint and worksheet</p>	<p>Minutes to the hour</p> <p>PowerPoint and worksheet</p>	<p>Digital time – 15-minute intervals</p> <p>PowerPoint and worksheet</p>	<p>Digital time – 5-minute intervals</p> <p>PowerPoint and worksheet</p>

11.45-12.15	<b>Just dance videos!</b>	Physical movement chart	Musical statues <a href="https://www.youtube.com/watch?v=_NpJyAt-gto">https://www.youtube.com/watch?v=_NpJyAt-gto</a>	Just dance videos!	If the weather is nice, go for a walk to your local park!
12.15-1.00	<b>Lunch</b>	<b>Lunch</b>	<b>Lunch</b>	<b>Lunch</b>	<b>Lunch</b>
1.00-2.00	<p><b>BCC/Art</b></p> <p>21<sup>st</sup> June was Summer Solstice.</p> <p>Read through the PowerPoint then create some sun art!</p> 	<p><b>BCC</b></p> <p>Ancient Egypt – mummies</p> <p><b>Follow the PowerPoint and complete the worksheets then make a mummy!</b></p> <p><a href="https://www.youtube.com/watch?v=FfaEdw7Z1DM">https://www.youtube.com/watch?v=FfaEdw7Z1DM</a></p> <p>Do the best you can and ask an adult for help when using sharp objects!</p>	<p><b>Computing</b></p> <p>Log onto Purple Mash Click on Computing.</p> <p>First spend 10 minutes on 2tpye, practising your typing skills.</p> <p>After click on 2Code then Newton and the Apple.</p>	<p><b>Challenge afternoon!</b></p> <p>100 Black Britons competition!</p>	<p><b>Home Learning Journal –</b> Complete an activity task from your homework journal sheet (Block 6)</p>
2.00-3.00	<p><b>Home Learning Journal –</b> Complete an activity task from your homework journal sheet (Block 6)</p>	<p><b>Follow through the link for some creative DT fun:</b></p> <p><a href="https://www.bbc.co.uk/bitesize/articles/zrf6hbk">https://www.bbc.co.uk/bitesize/articles/zrf6hbk</a></p>	<p><b>Circle Time</b></p> <p>What positives have come from lockdown worksheets.</p> <p>Complete the worksheets, thinking about all the positives that you've built since beginning home schooling. You could then celebrate with a poster, baking a cake, creating a song or dance, write a story or diary, create some art for your windows to help other people feel positive too, anything you want!</p>		
3:00-3:30	<b>Chatter time:</b> Who is your favourite person to pick you up from school and why?	<b>Chatter time:</b> Where did you last visit? How did you feel there? What made you feel this way?	<b>Chatter time:</b> What has been the 3 best evening meals during lockdown and why?	<b>Chatter time:</b> When did you last help someone? How did this make you feel?	<b>Chatter time:</b> How did you feel when you woke up today?

## **Challenge Afternoon 100 Black Britons Competition!**

Follow this link to find out all about your competition!

<https://www.100greatblackbritons.co.uk/competition.html#children16>

You'll be using the 'Children Under 16' Section.

Spend some time looking through the resources carefully then deciding what your project will be. Use those amazing art skills to make your chose Black Briton stand out!



**100 GREAT BLACK BRITONS**

**New home school competition  
to explore Black British History**

**Entries now open!      Close date: 30th September**

100 Great Black Britons, April 2020. @jprvsn.com @andjburgnicz graphics by @skendawfren

<p>Block 4</p> <p>Week 7 and 8</p> <p>18<sup>th</sup> May - 22<sup>nd</sup> May</p> <p>1<sup>st</sup> June - 5<sup>th</sup> June</p>	<p>Block 5</p> <p>Week 9 and 10</p> <p>8<sup>th</sup> June - 12<sup>th</sup> June</p> <p>15<sup>th</sup> June - 19<sup>th</sup> June</p>	<p>Block 6</p> <p>Week 11 and 12</p> <p>22<sup>nd</sup> June - 26<sup>th</sup> June</p> <p>29<sup>th</sup> June - 3<sup>rd</sup> July</p>
<p><u>Project - (choose 1)</u></p> <ul style="list-style-type: none"> <li>✓ Create a pyramid and tomb - include some luxury items, a sarcophagus and a mummy!</li> <li>✓ Create a 3D diagram of a plant, including the roots.</li> <li>✓ Create a poster on internet safety - make it really pop!</li> <li>✓ Using a shoebox, create your dream environmental location. Use lots of different recyclables!</li> </ul>	<p><u>Project - (choose 1)</u></p> <ul style="list-style-type: none"> <li>✓ Write a letter to your future self for when you return to school. How will you reassure yourself? Remind yourself of everything that's happened. Encourage yourself to continue becoming the amazing person you're destined to be.</li> <li>✓ Create our own Egyptian style portrait with your name in hieroglyphics.</li> <li>✓ Design and create a new species of flower as a face mask!</li> <li>✓ Create a PowerPoint on the Egyptian Gods and Goddesses.</li> </ul>	<p><u>Project - (choose 1)</u></p> <ul style="list-style-type: none"> <li>✓ Make a bag from a T-Shirt: <a href="https://www.cutoutandkeep.net/projects/no-sew-t-shirt-bag">https://www.cutoutandkeep.net/projects/no-sew-t-shirt-bag</a></li> <li>✓ Collect some nature items from outside. You can either draw them, use them for printing or create some environmental art!</li> <li>✓ Design a parachute to protect a floating egg...will you be daring enough to test it out?</li> <li>✓ Create a fact file on Tutankhamun.</li> </ul>