

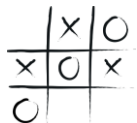










Marvellous Me

	Monday 13/07/20	Tuesday 14/07/20	Wednesday 15/07/20	Thursday 16/07/20	Friday 17/07/20																												
9.30	Reading	Reading	Reading	Reading	Reading																												
10-10.15	<p>Spelling:</p> <p>Log onto www.spellingframe.co.uk Select Year 3 and 4</p> <p>Complete the games on Spelling Rule 16. Jump and Spell</p> <p>Spell your words aloud as you star jump – one jump for each letter.</p>	<p>Spelling:</p> <p>Log onto www.spellingframe.co.uk Select Year 3 and 4</p> <p>Continue practicing Spelling rule 16 by playing the online games. Fun Fonts</p> <p>Write your words in a fun script – with tiny letters or tall, skinny ones, or try bubble writing!</p> 	<p>Spelling:</p> <p>Log onto www.spellingframe.co.uk Select Year 3 and 4</p> <p>Use the word list (included in your packs) from Spelling Rule 16.</p>  <p>Play Hangman choosing the word to guess from your list of words.</p>	<p>Spelling:</p> <p>Log onto www.spellingframe.co.uk Select Year 3 and 4</p> <p>Complete the games on Spelling Rule 17.</p> <p style="text-align: center;">Unscramble</p> <p>Write each word onto a piece of coloured paper, cut the letters apart and mix them up. Race to unscramble each word.</p>	<p>Spelling:</p> <p>Log onto www.spellingframe.co.uk Select Year 3 and 4</p> <p>Continue practicing Spelling rule 17 by playing the online games.</p> <p>Play Noughts and Crosses with your spelling words – each player chooses a word to use in the place of the 'x' or 'o' as you play. Choose a new word for each game.</p> 																												
10.15-11.00	<p>Grammar & Punctuation</p> <p>Complete the Year 4 Summer term 1 SPaG - Mat 3</p> <p>Write a story based on the villain Fire Woman from your worksheet.</p> <p>for and nor but or yet so Remember to include as many conjunctions as possible.</p> 	<p>Grammar & Punctuation</p> <p>Complete the Year 4 Summer term 1 SPaG - Mat 4</p> <p>Create 3 sentences with fronted adverbials and draw a picture to match each sentence.</p>  <p>Fronted adverbials describe the action (verb) that follows.</p>	<p>Grammar & Punctuation</p> <p>Complete the Year 4 Summer term 2 SPaG - Mat 5</p> <p>Write the plural forms of these singular nouns.</p> <table border="1" style="margin-left: auto; margin-right: auto;"> <thead> <tr> <th style="text-align: left;">Singular</th> <th style="text-align: left;">Common Nouns</th> </tr> </thead> <tbody> <tr><td> </td><td>witch</td></tr> <tr><td> </td><td>horse</td></tr> <tr><td> </td><td>candy</td></tr> <tr><td> </td><td>loaf</td></tr> <tr><td> </td><td>hoof</td></tr> <tr><td> </td><td>man</td></tr> <tr><td> </td><td>woman</td></tr> <tr><td> </td><td>child</td></tr> <tr><td> </td><td>goose</td></tr> </tbody> </table>	Singular	Common Nouns		witch		horse		candy		loaf		hoof		man		woman		child		goose	<p>Grammar & Punctuation</p> <p>Complete the Year 4 Summer term 2 SPaG - Mat 6</p> <p>Write a definition for each word class.</p> <table border="1" style="margin-left: auto; margin-right: auto;"> <tr> <td style="text-align: center;">verbs</td> <td style="text-align: center;">nouns</td> <td style="text-align: center;">adverbs</td> <td style="text-align: center;">adjectives</td> </tr> <tr> <td style="text-align: center;">↓</td> <td style="text-align: center;">↓</td> <td style="text-align: center;">↓</td> <td style="text-align: center;">↓</td> </tr> </table> <p>Write a sentence to support each definition.</p>	verbs	nouns	adverbs	adjectives	↓	↓	↓	↓	<p>Extended Writing</p> <p style="text-align: center;">Interview Time</p> <p>Make a list of questions to interview your parents or grandparents about what it was like when they were growing up as a kid.</p> <p>Then, ask them the questions and write about their answers!</p>
Singular	Common Nouns																																
	witch																																
	horse																																
	candy																																
	loaf																																
	hoof																																
	man																																
	woman																																
	child																																
	goose																																
verbs	nouns	adverbs	adjectives																														
↓	↓	↓	↓																														
11.00-11.45	<p>White Rose Maths: https://whiterosemaths.com/home/earning/year-4/ - Summer term Week 9 alternative lesson, Lesson 1 'Estimate answers'</p>	<p>White Rose Maths: https://whiterosemaths.com/home/earning/year-4/ - Summer term Week 9 alternative lesson, Lesson 2 'Checking strategies'</p>	<p>White Rose Maths: https://whiterosemaths.com/home/earning/year-4/ - Summer term Week 9, Lesson 3 'Estimating money'</p>	<p>White Rose Maths: https://whiterosemaths.com/home/earning/year-4/ - Summer term Week 9, Lesson 4 'Four operations'</p>	<p>White Rose Maths: Complete any incomplete work or revise anything you struggled with.</p> <p>Then, try this week's Friday Maths Challenge from the White Rose Maths website.</p> <p style="text-align: center;">Maths Challenge</p> 																												

11.45-12.15	Physical Activity (see chart)	Physical Activity (see chart)	Physical Activity (see chart)	Physical Activity (see chart)	Physical Activity (see chart)
12.15-1.00	Lunch	Lunch	Lunch	Lunch	Lunch
1.00-2.00	<p>RE: Place of worship PowerPoint presentation and Gurdwara labelling worksheet.</p> 	<p>PSHE: Being Present Lesson Presentation.</p>  <p>Activity: Happiness Activity Chart and Mala Meditation Beads Craft.</p>	<p>Art:</p>  <p>Use the puzzle template to draw and briefly describe 4 things you have learnt about yourself over the past few months.</p>	<p>Home Learning Journal (Block 2)</p>	<p>Computing:</p> <p>Use this link to create your own leaflet about the parts of a computer: https://www.purplemash.com/app/leaflets/computer_hardware_leaflet</p> 
2.00-3.00	<p>Home Learning Journal (Block 2)</p>	<p>Science: Picking Up an Ice Cube experiment.</p>  <p>Use the sheet for instructions.</p>	<p>Home Learning Journal (Block 2)</p>	<p>BCC/DT: Create your moving information book!</p> <p>Then, evaluate it. What did you enjoy about making your moving book? What was the most difficult part? How did you overcome any difficulties you came across? Did you have to make any changes to your design to make it successful? What would you do differently if you were to make your moving book again?</p>	<p>Spanish: Revise the colours using this video: https://www.youtube.com/watch?v=zpLQSDu4V94 Then complete the colouring flags worksheet.</p>
3.00-3.30	Reflection/Chatter time	Reflection/Purple Mash	Reflection	Reflection/Purple Mash	Reflection/Chatter time