







# Marvellous Me


	<b>Monday</b> 29/06/20	<b>Tuesday</b> 30/06/20	<b>Wednesday</b> 01/07/20	<b>Thursday</b> 02/07/20	<b>Friday</b> 03/07/20
<b>9.30</b>	<b>Reading</b>	<b>Reading</b>	<b>Reading</b>	<b>Reading</b>	<b>Reading</b>
<b>10-10.15</b>	<p><b>Spelling:</b></p> <p>Log onto <a href="http://www.spellingframe.co.uk">www.spellingframe.co.uk</a> Select Year 3 and 4</p> <p>Use the word list (included in your packs) from Spelling Rule 11.</p> <div style="display: flex; align-items: center;">  <div> <p style="text-align: center;"><b>Synonyms</b></p> <p>Try to find at least 2 synonyms for each of your spelling words.</p> </div> </div>	<p><b>Spelling:</b></p> <p>Log onto <a href="http://www.spellingframe.co.uk">www.spellingframe.co.uk</a> Select Year 3 and 4</p> <p>Complete the games on Spelling Rule 12.</p> <p style="text-align: center;"><b>Code Words</b></p> <p>Come up with a code for each letter of the alphabet and then write each spelling word in code.</p> <p style="text-align: center;">e.g. a = b = ♦ c = ♠</p>	<p><b>Spelling:</b></p> <p>Log onto <a href="http://www.spellingframe.co.uk">www.spellingframe.co.uk</a> Select Year 3 and 4</p> <p>Continue practicing Spelling 12 by playing the online games.</p> <p style="text-align: center;"><b>Riddles</b></p> <p>Write a riddle for each of your words. Don't forget to answer them. e.g. I am grey. I have a trunk and big ears.</p> <div style="display: flex; align-items: center;">  </div> <p>Answer: elephant.</p>	<p><b>Spelling:</b></p> <p>Log onto <a href="http://www.spellingframe.co.uk">www.spellingframe.co.uk</a> Select Year 3 and 4</p> <p>Use the word list (included in your packs) from Spelling Rule 12.</p> <p style="text-align: center;"><b>Writing Race</b></p> <div style="display: flex; align-items: center; justify-content: center;">  </div> <p>Set a timer for 2 minutes. See how many times you can write each word perfectly during that time.</p>	<p><b>Spelling:</b></p> <p>Log onto <a href="http://www.spellingframe.co.uk">www.spellingframe.co.uk</a> Select Year 3 and 4</p> <p>Complete the games on Spelling Rule 13.</p> <p style="text-align: center;"><b>Acrostic Poem</b></p> <p>Write an acrostic poem for your spelling words. See if you can stick to a theme when writing.</p> <p style="text-align: right;">e.g. sun Sun shines brightly Up in the sky Nice and warm on my face</p>
<b>10.15-11.00</b>	<p style="text-align: center;"><b>Grammar &amp; Punctuation</b></p> <p>Complete the Year 4 Summer term I <b>SPaG - Mat 1</b></p> <div style="border: 1px solid black; padding: 5px; margin: 10px 0;"> <p><b>A</b> <b>An</b> <b>The</b> are determiners.</p> </div> <p>Create a list of <b>determiners</b> and use them in a sentence.</p>	<p style="text-align: center;"><b>Grammar &amp; Punctuation</b></p> <p>Complete the Year 4 Summer term I <b>SPaG - Mat 2</b></p> <p style="text-align: center;"><b>What are verbs?</b> Create a poster!</p> <div style="border: 1px solid black; padding: 5px; margin: 10px 0; text-align: center;"> <p><b>verb</b></p>  <p>*an action word</p> </div>	<p style="text-align: center;"><b>Grammar &amp; Punctuation</b></p> <p>Complete the Year 4 Summer term I <b>SPaG - Mat 3</b></p> <div style="margin: 10px 0;"> <p style="text-align: center;">I like bananas and I like grapes.</p> <p style="text-align: center;">↑ main clause    ↑ connective    ↑ main clause</p> </div> <div style="margin: 10px 0;"> <p style="text-align: center;">After she picks me up, Mum is taking me to buy shoes.</p> <p style="text-align: center;">↑ subordinate clause    ↑ comma    ↑ main clause</p> </div> <div style="margin: 10px 0;"> <p style="text-align: center;">I first met her in Paris where I lived as a small child.</p> <p style="text-align: center;">↑ main clause    ↑ connective    ↑ subordinate clause</p> </div> <p style="text-align: center;"><b>How are subordinate clauses used?</b></p>	<p style="text-align: center;"><b>Grammar &amp; Punctuation</b></p> <p>Complete the Year 4 Summer term I <b>SPaG - Mat 4</b></p> <div style="display: flex; justify-content: space-between;"> <div style="border: 1px solid red; padding: 5px; width: 45%;"> <p style="text-align: center; margin: 0;"><b>Verbs</b></p> <p>jump sing wave gasp point dance climb smile eat roar drive spin cry stretch</p> </div> <div style="width: 45%;"> <p>Choose a word from each list and create a sentence using the chosen verb and adverb.</p> </div> <div style="border: 1px solid red; padding: 5px; width: 45%;"> <p style="text-align: center; margin: 0;"><b>Adverbs</b></p> <p>angrily bravely curiously dreamily suddenly painfully slowly cheerfully happily quickly cheekily excitedly stupidly awkwardly</p> </div> </div>	<p style="text-align: center;"><b>Extended Writing</b></p> <p style="text-align: center; color: green;"><b>Radio Beech</b></p> <p>You are in charge of writing a new radio show just for kids! What topics will you talk about? What music do you play?</p> <div style="text-align: center; margin: 10px 0;">  </div> <p>Write a schedule for your radio show.</p>
<b>11.00-11.45</b>	<p><b>White Rose Maths:</b> <a href="https://vimeo.com/425562383">https://vimeo.com/425562383</a> - Summer term Week 7 alternative lessons, Lesson 1 '1s, 10s, 100s and 1,000s'</p>	<p><b>White Rose Maths:</b> <a href="https://vimeo.com/425562628">https://vimeo.com/425562628</a> - Summer term Week 7 alternative lessons, Lesson 2 'Add two 4-digit numbers – no exchange'</p>	<p><b>White Rose Maths:</b> <a href="https://vimeo.com/425562776">https://vimeo.com/425562776</a> - Summer term Week 7 alternative lessons, Lesson 3 'Add two 4-digit numbers – one exchange'</p>	<p style="text-align: center;"><b>White Rose Maths:</b></p> <p style="text-align: center;"><a href="https://vimeo.com/425563010">https://vimeo.com/425563010</a> - Summer term Week 7 alternative lessons, Lesson 4 'Add two 4-digit numbers – more than one exchange'</p>	<p style="text-align: center;"><b>White Rose Maths:</b> Friday Maths Challenge!</p> <p style="text-align: center; color: red;"><b>Maths Challenge</b></p> <div style="text-align: center; margin: 10px 0;">  </div> <p>This week, BBC Bitesize have partnered with Premier League Primary Stars to bring you some football themed activities, videos</p>

and quizzes!  
 Visit this link for the Year 4 lesson:  
<https://www.bbc.co.uk/bitesize/articles/zsrgp4j>  
 The activity sheets have printed out for you.

<b>11.45-12.15</b>	<b>Physical Activity (see chart)</b>	<b>Physical Activity (see chart)</b>	<b>Physical Activity (see chart)</b>	<b>Physical Activity (see chart)</b>	<b>Physical Activity (see chart)</b>
<b>12.15-1.00</b>	<b>Lunch</b>	<b>Lunch</b>	<b>Lunch</b>	<b>Lunch</b>	<b>Lunch</b>

**1.00-2.00**

**Windrush Day (continued):**



Complete Part 3, Plenary and Follow up task of the Windrush activity booklet.

**PSHE:**  
 Continue with Looking After Your Wellbeing Lesson Presentation.

Activity: My Plans for the Future worksheet and Support Network Web worksheet.

**Art:**  
 Draw a picture of a flamenco dancer in the style of Joan Miro.



Check your worksheet for more examples of Miro's work.


**Home Learning Journal (Block 1)**

**Computing:**

Just because something is on the internet, does not mean it is true. Discuss: How can we check if information on the internet is true?

Activity: Visit these two websites:  
<https://zapatopi.net/treeoctopus/>  
<https://www.allaboutexplorers.com/>

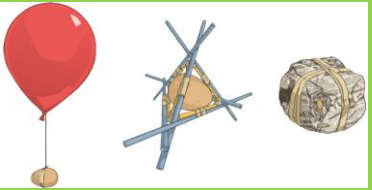
Is the information on them true or made up? How do you know?



**2.00-3.00**

**Home Learning Journal (Block 1)**

**Science:**  
 Egg Drop Science Experiment. You are going to investigate if you can drop an egg without breaking it.



Use the sheet for instructions and record your results on the record sheet.

**Home Learning Journal (Block 1)**

**BCC:**



Discuss the debate points on deforestation with someone at home. Then, choose whether you will be for deforestation or against it and begin your debate!

**Spanish:**  
 Watch this video:  
<https://www.youtube.com/watch?v=oUvyhStbFy8>



Then, complete the Spanish numbers 1-30 worksheet.

**3.00-3.30**

**Reflection/Chatter time**

**Reflection/Purple Mash**

**Reflection**

**Reflection/Purple Mash**

**Reflection/Chatter time**