







Marvellous Me

	Monday 22/06/20	Tuesday 23/06/20	Wednesday 24/06/20	Thursday 25/06/20	Friday 26/06/20
9.30	Reading	Reading	Reading	Reading	Reading
10-10.15	<p>Spelling:</p> <p>Log onto www.spellingframe.co.uk Select Year 3 and 4</p> <p>Complete the games on Spelling Rule 10</p> <p style="text-align: center;">Other Handed</p> <p>Write each word 5 times, switching the hand you write it with each time. Say the word as you spell it.</p>	<p>Spelling:</p> <p>Log onto www.spellingframe.co.uk Select Year 3 and 4</p> <p>Continue practicing Spelling 10 by playing the online games.</p> <p style="text-align: center;">Picture Words</p> <p style="text-align: center;">Draw a picture and hide your spelling words in the picture.</p>	<p>Spelling:</p> <p>Log onto www.spellingframe.co.uk Select Year 3 and 4</p> <p>Use the word list from Spelling Rule 10 to create spelling flashcards!</p> <div style="text-align: center;">  </div> <p>Make and practice with flashcards. Put the word on one side and definition (meaning) on the other.</p>	<p>Spelling:</p> <p>Log onto www.spellingframe.co.uk Select Year 3 and 4</p> <p>Complete the games on Spelling Rule 11.</p> <p style="text-align: center;">Question/Answers</p> <p>Write questions with half of your spelling words. Then use the other half to answer the questions. Underline the words you used.</p>	<p>Spelling:</p> <p>Log onto www.spellingframe.co.uk Select Year 3 and 4</p> <p>Continue practicing Spelling 11 by playing the online games.</p> <p style="text-align: center;">Backwards Words</p> <p>Write your spelling words forwards and then backwards. Remember to write neatly!</p> <p style="text-align: center;">BACKWARDS</p>
10.15-11.00	<p>CGP Grammar, Punctuation & Spelling book:</p> <p>Complete pages 62 and 63 on Punctuating Speech with ! or ?</p> <div style="text-align: center;">  </div> <p>Write a dialogue using ! and ? to punctuate your speech.</p>	<p>CGP Grammar, Punctuation & Spelling book:</p> <p>Complete pages 64 and 65 on Paragraphs.</p> <p>Answer these questions in full sentences:</p> <div style="border: 1px solid green; background-color: #e0ffe0; padding: 5px; margin: 5px 0;"> <p style="text-align: center; color: red; font-weight: bold;">Paragraphs</p> <ol style="list-style-type: none"> 1. What is a paragraph? 2. How do I structure a paragraph? 3. How do I know when to start a new paragraph? </div>	<p>CGP Grammar, Punctuation & Spelling book:</p> <p>Complete page 66 on Paragraphs.</p> <p>Write a list of rules on using paragraphs! Include everything you've learnt from pages 64-67.</p> <div style="text-align: center;">  </div>	<p>CGP Grammar, Punctuation & Spelling book:</p> <p>Complete page 67 on Headings and Subheadings.</p> <div style="text-align: center;">  </div> <p>If you were the owner of a theme park, what types of rides and attractions would have? Describe what they would be like and why people would want to visit your park. Remember to organize your writing using headings and subheadings.</p>	<p>Extended Writing</p> <p style="text-align: center; color: green; font-weight: bold;">Imaginative story</p> <p>Imagine a giant box is delivered to your front doorstep with your name on it. What's inside and what happens when you open it?</p> <div style="text-align: center;">  </div> <p style="text-align: center; color: green;">Bonus: Create a real life version of the box in your story!</p>
11.00-11.45	<p>White Rose Maths: https://whiterosemaths.com/homelearning/year-4/ - Summer term Week 6, Lesson 1 'Add 2 or more fractions'</p>	<p>White Rose Maths: https://whiterosemaths.com/homelearning/year-4/ - Summer term Week 6, Lesson 2 'Subtract fractions'</p>	<p>White Rose Maths: https://whiterosemaths.com/homelearning/year-4/ - Summer term Week 6, Lesson 3 'Fractions of quantities'</p>	<p>White Rose Maths: https://whiterosemaths.com/homelearning/year-4/ - Summer term Week 6, Lesson 4 'Calculate quantities'</p>	<p>White Rose Maths: Friday Maths Challenge!</p> <div style="text-align: center;">  </div>
11.45-12.15	Physical Activity (see chart)	Physical Activity (see chart)	Physical Activity (see chart)	Physical Activity (see chart)	Physical Activity (see chart)
12.15-1.00	Lunch	Lunch	Lunch	Lunch	Lunch

1.00-2.00

Windrush Day:

Today is Windrush Day.



We are going to learn about, or build on existing knowledge, what Windrush was and who the Windrush Generation are.

Complete Part 1 and Part 2 of the Windrush activity booklet.

PSHE:
Looking After Your Wellbeing Lesson Presentation.

Activity: Pyramid of Priorities worksheet and My Control worksheet.

Art:

Paint or draw a self-portrait inspired by the portrait of Queen Elizabeth I. Check your worksheet for the full instructions!



Home Learning Journal (Block 1)

Computing:

Complete the Search Quiz worksheet.

Remember, you do not have to use full sentences when searching and can just use key words, e.g. rather than typing 'how old is the footballer Wayne Rooney?', you can just type 'Wayne Rooney age'. You also do not need to use capital letters and punctuation.



Extension: Write 5 questions of your own and see if someone at home can answer them!

2.00-3.00

Home Learning Journal (Block 1)

Science:

Which solids dissolve in water?



Read the sheet for instructions and explanations.

Home Learning Journal (Block 1)

BCC:

Match the symbols to the pictures. Then, find an aerial view of any country of your choice and draw out the map, including the appropriate symbols.

Spanish:

Watch this video:

<https://www.youtube.com/watch?v=5GEtUYnWEec>



Then, complete the 'El Transporte' wordsearch.

3.00-3.30

Reflection/Chatter time

Reflection/Purple Mash

Reflection

Reflection/Purple Mash

Reflection/Chatter time