






Marvellous Me

W/B: 11th May 2020

	Monday 11/05/20	Tuesday 12/05/20	Wednesday 13/05/20	Thursday 14/05/20	Friday 15/05/20												
9.30	Reading	Reading	Reading	Reading	Reading												
10-10.15	<p>Spelling: Use the word list from Spelling Rule 1 on www.spellingframe.co.uk Really look at the words, find the tricky parts. Make up silly ways of remembering the 'tricky' parts: 'president' has an 'l' in the middle because one day I'll be president, OR 'setting' has two t's in the middle just like two tall trees in a fairyland forest.</p>	<p>Spelling: Log onto www.spellingframe.co.uk Select Year 3 and 4</p> <p>Complete the games on Spelling Rule 2 - The /I/ sound spelt y elsewhere than at the end of words (e.g. gym, myth... etc.)</p> <p>Bonus: Create your own Spelling Game.</p>	<p>Spelling:</p> <p>Use the word list from Spelling Rule 2. Create a double set of word cards and play a game of Spelling Word Memory by spreading out the cards face down and then taking turns flipping two cards at a time to find a pair!</p>	<p>Spelling:</p> <p>Log onto www.spellingframe.co.uk Select Year 3 and 4</p> <p>Complete games on Spelling Rule 3 - The /N/ sound spelt ou (e.g. couple, touch... etc.)</p>	<p>Spelling: Log onto www.spellingframe.co.uk Select Year 3 and 4</p> <p>Continue practicing Spelling Rule 3 - The /N/ sound spelt ou (e.g. couple, touch... etc.)</p> <p>Create your own wordsearch using the words from the list.</p>												
10.15-11.00	<p>CGP Grammar, Punctuation & Spelling book:</p> <p>Complete page 30.</p> <p>Create your own word bank with standard and non-standard English words.</p>	<p>CGP Grammar, Punctuation & Spelling book: Complete page 31.</p> <p style="color: orange;">Rewrite the postcard accurately.</p> <p>Hi Mum, Today has been great, I done so many new things. We went on safari and we done loads of sightseeing. My favourite bit was when we was on the Jeep and we went to see the lions. One of them done a big yawn right at me! Harry hasn't did his postcards yet. He were doing them last night be he were yawning and fell asleep! Love Carrie xxxx</p>	<p>CGP Grammar, Punctuation & Spelling book: Complete page 32.</p> <p style="color: orange;">Spot the Pronouns and Nouns</p> <table border="1" style="margin-left: auto; margin-right: auto;"> <tr> <td>rabbit</td> <td>sack</td> <td>yours</td> <td>I</td> </tr> <tr> <td>they</td> <td>air</td> <td>him</td> <td>cushion</td> </tr> <tr> <td>his</td> <td>flower</td> <td>lesson</td> <td>rubber</td> </tr> </table> 	rabbit	sack	yours	I	they	air	him	cushion	his	flower	lesson	rubber	<p>CGP Grammar, Punctuation & Spelling book: Complete page 33.</p> <p>Look at Q4 on page 33 and create your own list of Standard and Non-Standard sentences. Ask a member of your family to tick the boxes next to the sentences that are in Standard English.</p>	<p>Extended Writing: Invent a new rainforest animal!</p> <p>Use the following questions to help you write a detailed profile of your animal: What does the animal look like (what colour, is it big or small, is it a combination of two animals)? What sounds does the animal make? What does it eat? Where does it live? Describe the animal's habitat.</p>
rabbit	sack	yours	I														
they	air	him	cushion														
his	flower	lesson	rubber														
11.00-11.45	<p>Maths: Complete 5th 'Statutory Multiplication Tables Check Practice'.</p> <p>White Rose Maths: https://whiterosemaths.com/homelearning/year-4/ - Week 2 Lesson 5 'Divide 1 or 2-digits by 100'. Please watch the video then answer the questions on the worksheet. Answers can be discussed instead of written answers.</p>	<p>White Rose Maths: https://whiterosemaths.com/homelearning/year-4/ - Summer term Week 1, Lesson 1 'Make a whole'. Please watch the video then answer the questions on the worksheet.</p>	<p>White Rose Maths: https://whiterosemaths.com/homelearning/year-4/ - Summer term Week 1, Lesson 2 'Write decimals'. Please watch the video then answer the questions on the worksheet.</p>	<p>White Rose Maths: https://whiterosemaths.com/homelearning/year-4/ - Summer term Week 1, Lesson 3 'Compare decimals'. Please watch the video then answer the questions on the worksheet.</p>	<p>White Rose Maths: https://whiterosemaths.com/homelearning/year-4/ - Summer term Week 1, Lesson 4 'order decimals'. Please watch the video then answer the questions on the worksheet. Please also try the Friday challenge!</p>												
11.45-12.15	Physical Activity (see chart)	Physical Activity (see chart)	Physical Activity (see chart)	Physical Activity (see chart)	Physical Activity (see chart)												
12.15-1.00	Lunch	Lunch	Lunch	Lunch	Lunch												

<p>1.00-2.00</p>	<p>RE: Look at the quotes on this worksheet. Circle the quotes which show beliefs about a soul and the afterlife. Can you explain how they show this belief?</p>	<p>PSHE: Thoughts and Feelings Lesson</p>  <p>Presentation. Activity: Design a superhero that can help you whenever you have unhelpful thoughts.</p>	<p>Art: Draw a self-portrait. Use a mirror to help you. Where is the light hitting your face the most? Where isn't it? This is where you should focus your shading.</p> 	<p>Home Learning Journal (Block 1)</p>	<p>Computing: https://www.purplemash.com/#tab/pm-home/tools/2/logo - Work through the activities on this webpage.</p>
<p>2.00-3.00</p>	<p>Home Learning Journal (Block 1)</p>	<p>Science: It's experiment time! We are going to be investigating which liquids damage teeth. For this experiment, we will be imaging that eggs are teeth. You can use as many eggs as you want, but they must be placed in separate bowls/jugs. One of the bowls/jugs with an egg must be filled with water. You can choose which other liquids to put in the other jugs/bowls, e.g. milk, tea, juice, a fizzy drink, etc. Remember to label each one so you know which liquid it has inside! Write down what you are changing and what you are keeping the same for this experiment, Finally, make your predictions! Which liquid do you think will make the most damage? Why? OR watch this video https://www.youtube.com/watch?v=X_h4m_3aqMA. What has he kept the same/changed to make sure it's a fair test? Predict which liquid you think will make the most damage. Why?</p>	<p>Home Learning Journal (Block 1)</p>	<p>BCC: Create a leaflet for someone going to camp in the rainforest. What should they pack? What do they need to know about shelter? What can they eat or drink? Do you have any other useful advice?</p> 	<p>Spanish: Watch this video: https://www.youtube.com/watch?v=9gyGENGd9pY Activity: Create a poster, showing the colours with the Spanish names.</p> 
<p>3.00-3.30</p>	<p>Reflection/Chatter time</p>	<p>Reflection/Purple Mash</p>	<p>Reflection</p>	<p>Reflection/Purple Mash</p>	<p>Reflection/Chatter time</p>