








# Tapestry

## Week beginning: 20<sup>th</sup> April 2020

	Monday	Tuesday	Wednesday	Thursday	Friday
9.30	Reading for 30 mins	Reading for 30 mins	Reading for 30 mins	Reading for 30 mins	Reading for 30 mins
10-10.15	Talk about the story	Talk about the story	Talk about the story	Talk about the story	Talk about the story
10.15 - 11.00	<b>CGP Books - Punctuation &amp; Grammar</b> Page 12	<b>CGP Books - Punctuation &amp; Grammar</b> Page 13	<b>CGP Books - Punctuation &amp; Grammar</b> Page 14	<b>CGP Books - Punctuation &amp; Grammar</b> Page 15	<b>Writing Diary</b> Write about school What do you like doing at school? Who are your friends? What is your favourite book?
11:00 - 11:30	<b>Physical Activity</b> (see chart)	<b>Physical Activity</b> (see chart)	<b>Physical Activity</b> (see chart)	<b>Physical Activity</b> (see chart)	<b>Physical Activity</b> (see chart)
11.30 - 12:15	<b>CGP Books – Maths</b> Page 28	<b>CGP Books – Maths</b> Page 29	<b>CGP Books – Maths</b> Pages 32 and 33	<b>CGP Books – Maths</b> Page 34	<b>Maths games</b> Toy Shop Money Shape Monsters <a href="http://www.topmarks.co.uk">www.topmarks.co.uk</a>
12.15-1.00	Lunch				
1.00-2.30	<p style="text-align: center;"><u>Science</u></p> <p><b>WORDS OF THE WEEK</b> <b>Waterproof/ not waterproof</b> <b>Absorbent/ not absorbent</b> <b>To soak up/ To mop up</b> What do you know about these words? When is it useful to have something waterproof/ absorbent?</p> <p><b>How wet can you get?</b> Today you will need different fabrics (something cotton, something woolen etc.) and papers like kitchen paper, a magazine or newspaper.</p> <p>Which ones do you think are</p>	<p style="text-align: center;"><u>Art</u></p> <p><b>To draw from observation</b> Find a feather or two or use pictures of feathers to have a go at copying them and colouring them in:</p>  	<p style="text-align: center;"><u>Science</u></p> <p><b>What do our plates feel like?</b> What you need today, depends on what you have at home – any of the following is great: absorbent mopping-up cloths, scouring pads, sponges, washing flannels, carpeting, sandpapers, towels etc.</p> <p>Can you sort the materials into different groups?</p> <p>Can you make three different collages with the materials? Stick them on a paper plate or card or paper:</p> <p>! : soft, smooth, fluffy and opaque materials</p>	<p style="text-align: center;"><u>RE:</u></p> <p><b>Rama and Sita</b> What do you remember about the story?</p> <p><b>Watch this video:</b> <a href="https://www.bbc.co.uk/teach/class-clips-video/religious-studies-ks1-the-hindu-story-of-rama-and-sita/zdtmnr">https://www.bbc.co.uk/teach/class-clips-video/religious-studies-ks1-the-hindu-story-of-rama-and-sita/zdtmnr</a></p> <p>Draw pictures of the story and write some sentences about it.</p>	<p style="text-align: center;"><b>ICT Purple Mash</b> Tools/2Create A Story/ <b>My Story</b></p> <p>Today you are going to go the next level and open <b>My Story</b> in Tools and then open your saved story.</p> <p>To watch your story click on the green button at the top. To go back to working on your story, click it again (it is now blue):</p>  <p>Play around with the picture and sound effects. There are more on here:</p>

	<p>good for mopping/ soaking up (absorbent)? Which are not (not absorbent)?</p> <p>Get a plate with a little water on it and see which of the materials mop up the water best.</p> <p>Now, ask whether you can test gloves made out of different fabrics if you have some. Which ones do you think will leave your fingers dry and which will leave them wet? Can you explain why.</p> <p>Now put a glove on and dip it into the water. Just dip! Then pull it out. Is your finger still dry? What happens if you leave it in for longer?</p> <p>What material are the gloves made out of that keep out the water best/ are waterproof?</p>		<p>2: bendy, stretchy, shiny and transparent materials</p> <p>3: hard, rough, stiff and dull materials</p>		 <p>Create a new page with a drawing.</p> <p>Now open the sound effects and choose RECORD:</p>  <p>Now you can record your voice. You can only ever have one sound per page!</p> <p><b>ENJOY!</b></p> <p>And, don't forget to save your work at the end.</p>
2:30	<b>Play or Physical Activity</b>	<b>Play or Physical Activity</b>	<b>Play or Physical Activity</b>	<b>Play or Physical Activity</b>	<b>Play or Physical Activity</b>
2:50-3.15	<p><u>Storytime</u></p> <p>Free Choice or The Lorax by Dr Seuss: <a href="https://www.youtube.com/watch?v=EdWesdMfyd4">https://www.youtube.com/watch?v=EdWesdMfyd4</a></p> <p>Google: Lorax Brightly Storytime</p>	<p><u>Spanish</u></p> <p>Let's count from 10 -20</p> <p>Use the same videos as last week.</p> <p>Make your own bubble numbers, represent the numbers as you have learnt in maths and write the Spanish and English names:</p> 	<p><u>Storytime</u></p> <p>Free Choice or Oh, the Places you go by Dr Seuss: <a href="https://www.youtube.com/watch?v=3U60jboHHFs">https://www.youtube.com/watch?v=3U60jboHHFs</a></p> <p>Google: Oh, the places you go Brightly Storytime</p>	<p><u>Storytime</u></p> <p>Free Choice or Horton hears a Who by Dr Seuss: <a href="https://www.youtube.com/watch?v=B-iE1UbwVI">https://www.youtube.com/watch?v=B-iE1UbwVI</a></p> <p>Google: Horton hears a Who storytime</p>	<p><u>PHSE</u></p> <p><b>British People</b></p> <p>Think about different people you know – teachers, friends, neighbours, shopkeepers</p> <p><b>How are they different?</b></p> <p><b>How are they similar?</b></p>  <p>Ms Lunat: grandmother Muslim, speaks Gujarati</p> <p>Ms Raymond: mother, goes to church</p> <p>Ms Laux: no children, has an allotment, speaks German</p> <p>We are different ages, too.</p> <p>We are all teachers and love reading.</p> <p>We are friends and get on well.</p>

--	--	--	--	--	--