

Tapestry
Week beginning: 27th April 2020

Monday

Tuesday

Wednesday

Thursday

Friday

9.30

**CGP Books -
Punctuation &
Grammar**
Page 16

**CGP Books -
Punctuation &
Grammar**
Page 17

**CGP Books -
Punctuation &
Grammar**
Page 18

**CGP Books -
Punctuation &
Grammar**
Page 19

Spelling Frame
Practice sounds from the
week

From now on, we will follow RWI phonics on YouTube: https://www.youtube.com/channel/UCo7fbLgY2oA_cFCIg9GdxtQ
 Each lesson is ten to fifteen minutes long and available for 24 hours. The children are familiar with the programme as it is used at school every day. Most children are currently working on their Set 2 sounds and some are working on Set 3 sounds. It would be great if the children did both sets to consolidate, reinforce and learn new sounds. After each lesson, there will be a Word Time lesson. This is for the children to write dictated words with the sound of the day. They can use the back of their writing diaries to write the words.
 Don't worry if you miss a lesson. Once each set has been shown, it can be replayed during the day. We hope this will be helpful and useful.

**10.00
-
10.30**

**Set 2 Speed Sounds and
Word Time**

**Set 2 Speed Sounds and
Word Time**

**Set 2 Speed Sounds and
Word Time**

**Set 2 Speed Sounds and
Word Time**

**Set 2 Speed Sounds
and Word Time**

**10.30
-
11.00**

**Set 3 Speed Sounds and
Word Time**

**Set 3 Speed Sounds and
Word Time**

**Set 3 Speed Sounds and
Word Time**

**Set 3 Speed Sounds and
Word Time**

**Set 3 Speed Sounds
and Word Time**

**11.00
-
11.30**

**Physical Activity
(see chart/Tapestry)**

**Physical Activity
(see chart/Tapestry)**

**Physical Activity
(see chart/Tapestry)**

**Physical Activity
(see chart/Tapestry)**

**Physical Activity
(see chart/Tapestry)**

**11.30
-
11.40**

Free writing – 10 mins

Free writing – 10 mins

Free writing – 10 mins

Free writing – 10 mins

Free writing – 10 mins

**11:40
-
12.15**

Length and Height:
Use a ruler or measuring tape
or blocks – measuring
everything you can find.

CGP Books – Maths
Pages 24 and 25




CGP Books – Maths
Page 26

CGP Books – Maths
Page 27

Maths games
Topmarks-measuring in cm
Maths frame- ITP ruler

**12.15-
1.00**








Lunch

<p>1.00-2.30</p>	<p align="center">SCIENCE</p> <p align="center"><u>Spring Scavenger Hunt</u></p> <p>Go, outside, enjoy the sunshine and see whether you can find any of the signs of spring on your sheet.</p> <p>Then, WITHOUT HELP, draw a plant and label the parts you know.</p>	<p align="center">ART</p> <p align="center"><u>Warm up:</u> Spirals, spirals, spirals</p> <p align="center"><u>Draw a bird or two or three</u></p> 	<p align="center">BCC</p> <p align="center"><u>Make a time travelling machine</u></p> <p>Our next topic is time travel so today you get to design and maybe even make your own time travelling machine.</p> <p><i>Where would you like to travel? Into the past or the future? What would you like to know?</i></p>	<p align="center">RE</p> <p align="center">www.bbc.co.uk/bitesize/topics/zq/bw2hv/resources/1</p> <p align="center"><u>Watch the video called 'Meet a Jewish Family'</u></p> <ul style="list-style-type: none"> • Discuss and compare to other religions you know about • Write three things you have learned 	<p align="center">ICT Purple Mash</p> <p>Go to computing and 2type and choose left or right hand fingers – go to INDEX finger (the one with the red blob on it and practice typing with that one finger:</p>  <p>Then go out of 2type and in tools find 2DIY and do as many activities as you can.</p> 
-------------------------	--	---	--	--	--

2:30	Play or Physical Activity	Play or Physical Activity	Play or Physical Activity	Play or Physical Activity	Play or Physical Activity
-------------	----------------------------------	----------------------------------	----------------------------------	----------------------------------	----------------------------------

Storytime

Over the next few weeks, we are going to read BEEGU by Alexis Deacon together. Alexis Deacon is our new author focus. We will be exploring the book Beegu to start with and doing some drawing, thinking, talking and writing. And, don't worry, you don't the book!

<p>2:50-3.15</p>	<p>Look closely at this picture:</p>  <p><i>Who or what is Beegu? Where is the character? What do you notice about the colours? How do you think the character is feeling?</i></p> <p>Have a go at drawing a character yourself in a similar place.</p>	<p>Look at this picture and maybe copy it:</p>  <p><i>What do you think has happened? Why was Beegu lost? Where was she supposed to be?</i></p>	<p>Today we are going to read the first few pages but you can also use the link. Stop when you get to "Some wouldn't even stay to listen" and this picture:</p>  <p><i>What is Beegu doing? Why do you think she might be copying the rabbits, the tree and the leaves? What do you think she is trying to say? How do you think she is feeling? Write your own speech bubbles.</i></p>	 <p>Imagine the world Beegu is from.</p>   <p>Draw it.</p>	 <p>Character Portrait BEEGU</p> <p><i>What have you found out about her? What has happened to her? How has she been feeling?</i></p>
-------------------------	---	---	---	---	---

BEEGY read out aloud: https://youtu.be/OaX_zGZO0Y8

If you want to find out more about Alexis Deacon: <https://www.youtube.com/watch?v=Q1Q10AY7xLA>